

Question 1

Please provide your postcode, or if you prefer, the first four characters from your postcode.

This question has been answered 230 times.

[View Responses](#)

[Quick Report](#)

Question 2

Given the extent of the savings required, overall do you agree with the Council's proposed draft budget?

Strongly Agree		7
Agree		60
Disagree		71
Strongly Disagree		92

[View Responses](#)

[Quick Report](#)

Question 3

Given the Council's funding situation, do you agree with the Council's proposal to increase Council tax by 4.99?





Strongly Agree		9
Agree		48
Disagree		51
Strongly Disagree		122

[View Responses](#)

[Quick Report](#)

Question 4

In what capacity are you taking part in this consultation?

I live in Harrow		225
I am responding for someone who lives in Harrow but do not live here myself		2
I am responding as an individual but do not live in Harrow (for example I work for Harrow Council)		1
I am providing the official response of an organisation, group or business based in Harrow		2

[View Responses](#)

[Quick Report](#)

Question 5

Do you have specific comments, views, ideas or points to make about the budget in general or any of the proposals in the budget in particular?

This question has been answered 135 times.

[View Responses](#)

[Quick Report](#)

Question 6

After reading our proposals, can you think of other, better options for saving money, reducing spending or limiting provision in Harrow's services, or ways to increase our income through commercial or other projects?

This question has been answered 141 times.

[View Responses](#)

[Quick Report](#)

What is your age group?

Under 16		0
16-24		3
25-44		70
45-64		98
65+		42

[View Responses](#)

[Quick Report](#)

Disability

Are your day-to-day activities limited because of a health problem or disability which has lasted or is expected to last at least 12 months?


No		191
Yes, affecting mobility		8
Yes, affecting hearing		1
Yes, affecting vision		3
Yes, a learning disability		1
Yes, mental ill-health		11
Yes, another form of disability		4

[View Responses](#)

[Quick Report](#)

Marriage or Civil Partnership

Are you married or in a civil partnership?



Yes		151
No		64

[View Responses](#)

[Quick Report](#)

Pregnant or Maternity

Have you been pregnant and / or on maternity leave during the past 2 years?



Yes		8
No		203

[View Responses](#)

[Quick Report](#)

Sex

What is your sex?

Male		127
Female		88






[View Responses](#)

[Quick Report](#)

Is your gender identity the same as the gender you were assigned at birth?

Yes		209
No		0

Sexual Orientation






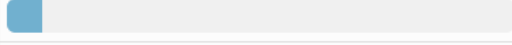

Bisexual		2
Gay Man		2
Gay woman/Lesbian		0
Heterosexual		152
Other		5

[View Responses](#)

[Quick Report](#)

Ethnic Origin





Asian or Asian British

Afghan		0
Bangladeshi		3
Chinese		1
Indian		62
Pakistani		3
Sri Lankan		6
Other Asian background:		11

[View Responses](#)

[Quick Report](#)





Black or Black British

African		3
Caribbean		2
Somali		1
Other Black background:		4

[View Responses](#)

[Quick Report](#)



Mixed Background

White and Black African		0
White and Black Caribbean		1
White and Asian		1
Other mixed background:		1

[View Responses](#)

[Quick Report](#)






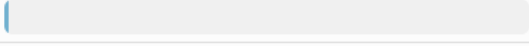


Other ethnic background

Arab		0
Other ethnic backgrounds:		6

[View Responses](#)

[Quick Report](#)








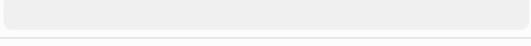
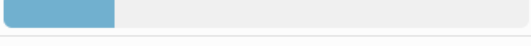

White or White British

English		68
Irish		6
Polish		1
Romanian		1
Scottish		3
Welsh		1
Irish Traveller/Gipsy		0
Other white background:		7

[View Responses](#)

[Quick Report](#)

Religion and belief

Buddhism		1
Christianity (all denominations)		49
Hindusim		24
Islam		5
Jainism		3
Judasim		6
Sikhism		4
Zoroastrianism		0
No religion/Atheist		27
Other religion:		9

[View Responses](#)

[Quick Report](#)